


Simple Cinch for Swiftwater Rescue




**Rescuer 1 gets stabilization line across river,
down stream of Target/Victim**

Simple Cinch for Swiftwater Rescue




R1 and R2 move up stream for better angle, better stabilization

Simple Cinch for Swiftwater Rescue



**Rescuer 3 gets second line across river,
up steam of Target/Victim**

Simple Cinch for Swiftwater Rescue



R1 Clips second line to stabilization line



Detail of second line clipped to stabilization line

Simple Cinch for Swiftwater Rescue



**R3 moves downstream and begins take up of the second line.
This "Scissor Action" between the two ropes cinches Target/Victim.**

Simple Cinch for Swiftwater Rescue




R3 continues to take in line to close cinch on Target/Victim.

Simple Cinch for Swiftwater Rescue



**After closing cinch,
R1 and R2 pull Target upstream to clear entrapment.**

Simple Cinch for Swiftwater Rescue



After target is released from entrapment,
Rescuer 1 gives slack, R2 pendulum target to shore,
R3 pulls to hold cinch & guide pendulum



**Detail at Target
as pendulum nears shore.**

